



Supplied by:




ALL PRO TURF SEED

ALL PRO BLUE BLEND

A popular blend for the bluegrass groundskeeper that creates a beautiful turf that lasts.

- Quality dark green turf
- Performs well in sand- based environment
- Exhibits early spring green-up with quick establishment
- Extensive rhizome system forms a well-knit durable sod
- Requires fertility and fungicide applications
- Great for full sun areas
- Disease resistance
- Good wear tolerance
- Cool season turfgrass
- Tolerates lower HOC
- Performs best with good irrigation
- For use in the northern half of the country
- Package: 50 lb. bag

Coverage: 2-4 lbs. /1000 sq. ft. new seedlings or 1-2 lbs. /1000 sq. ft. established turf

- 35% Diva Kentucky Bluegrass 
- 30% Ginney II Kentucky Bluegrass
- 25% Rockstar Kentucky Bluegrass
- 10% P-105 Kentucky Bluegrass

552.0007



Turfgrass Water Conservation Alliance qualified.




TWCA is a non-profit organization that recognizes and promotes plants that can thrive using limited amounts of water, helping to preserve our water resources.

ALL PRO GLS RYE BLEND

An ideal mix for athletic fields that endure a lot of wear throughout the playing season.

- High quality turf
- Performs well in dry conditions
- Disease resistant with excellent resistance to gray leaf spot
- Establishes quickly to repair bare spots
- Heat and humidity tolerant
- Repairs foot, cleat and divot damage
- Well suited for the northern half of country all year
- Good for southern states use as an overseed
- Package: 50 lb. bag

Coverage: 5-7 lbs. /1000 sq. ft. new seedlings or 3-4 lbs. /1000 sq. ft. established turf

- 25% Panther GLS Perennial Ryegrass
- 25% Pennant H20 Perennial Ryegrass 
- 25% Panther H20 Perennial Ryegrass 
- 25% Double Time GLS Perennial Ryegrass 





552.0010

ALL PRO 50/50 BLUE-RYE MIX

An excellent high-end mix for athletic fields where an ideal seed combination is needed.

- High quality turf
- Strong and durable turfgrass
- Requires fertility and fungicide applications
- Fast establishment rate
- Tolerates hard wear
- Good in sunny areas
- Provide good irrigation to maintain a healthy turf
- For use in the northern half of the country
- Package: 50 lb. bag

Coverage: 4-6 lbs. /1000 sq. ft. new seedlings or 2-4 lbs. /1000 sq. ft. established turf

- 25% Rockstar Kentucky Bluegrass
- 25% Diva Kentucky Bluegrass 
- 20% Pennant H20 Perennial Ryegrass 
- 20% Panther H20 Perennial Ryegrass 
- 10% Double Time GLS Perennial Ryegrass 







552.0004

ALL PRO ATHLETIC MIX (FESCUE/BLUE/RYE)

A proven performer for fields that operate under low maintenance conditions.

- Strong, deep-rooting, tolerant to heat and humidity
- Superior drought tolerance— great for fields without irrigation
- Very high traffic tolerance
- Ideal for sun or shade
- Disease resistant to many turf related diseases
- Extend season with high growth and color under cool temperatures
- Package: 50 lb. bag

Coverage: 8-10 lbs./1000 sq. ft. new seedlings or 5-7 lbs./1000 sq. ft. established turf

- 20% Falcon H20 Tall Fescue 
- 20% Finelawn H20 Tall Fescue 
- 20% Falcon IV Tall Fescue 
- 20% Shenandoah Elite Tall Fescue 
- 10% Diva Kentucky Bluegrass 
- 10% Double Time GLS Perennial Rye 

552.0005



Turfgrass Water Conservation Alliance qualified.

TWCA is a non-profit organization that recognizes and promotes plants that can thrive using limited amounts of water, helping to preserve our water resources.

Blends and mixes may be substituted with an equal quality seed depending upon availability.

All products are only available in full pallet quantities